


Polyshield[®]
FOUNDATION / BASEPLATE SYSTEM



*Foundation Solutions For
Maximum Reliability And
Lowest Installed Cost*

Polyshield

The Polyshield polymer concrete baseplate and foundation system is the superior solution for cost effective, high performance pump installations. This one complete unit replaces the traditional baseplate and concrete foundation for pump-driver sets.

The Polyshield system can be combined with a wide variety of pump designs including:

- ANSI and ISO metallic and non-metallic
- Foot- and frame-mounted general industrial
- Foot-mounted between bearing
- API 610 designs
- In-line, positive displacement and gear designs

Polyshield Baseplate and Foundation System Benefits

Time savings

- Quick installation
- Reduces time span from jobsite receipt to commissioning

Cost savings

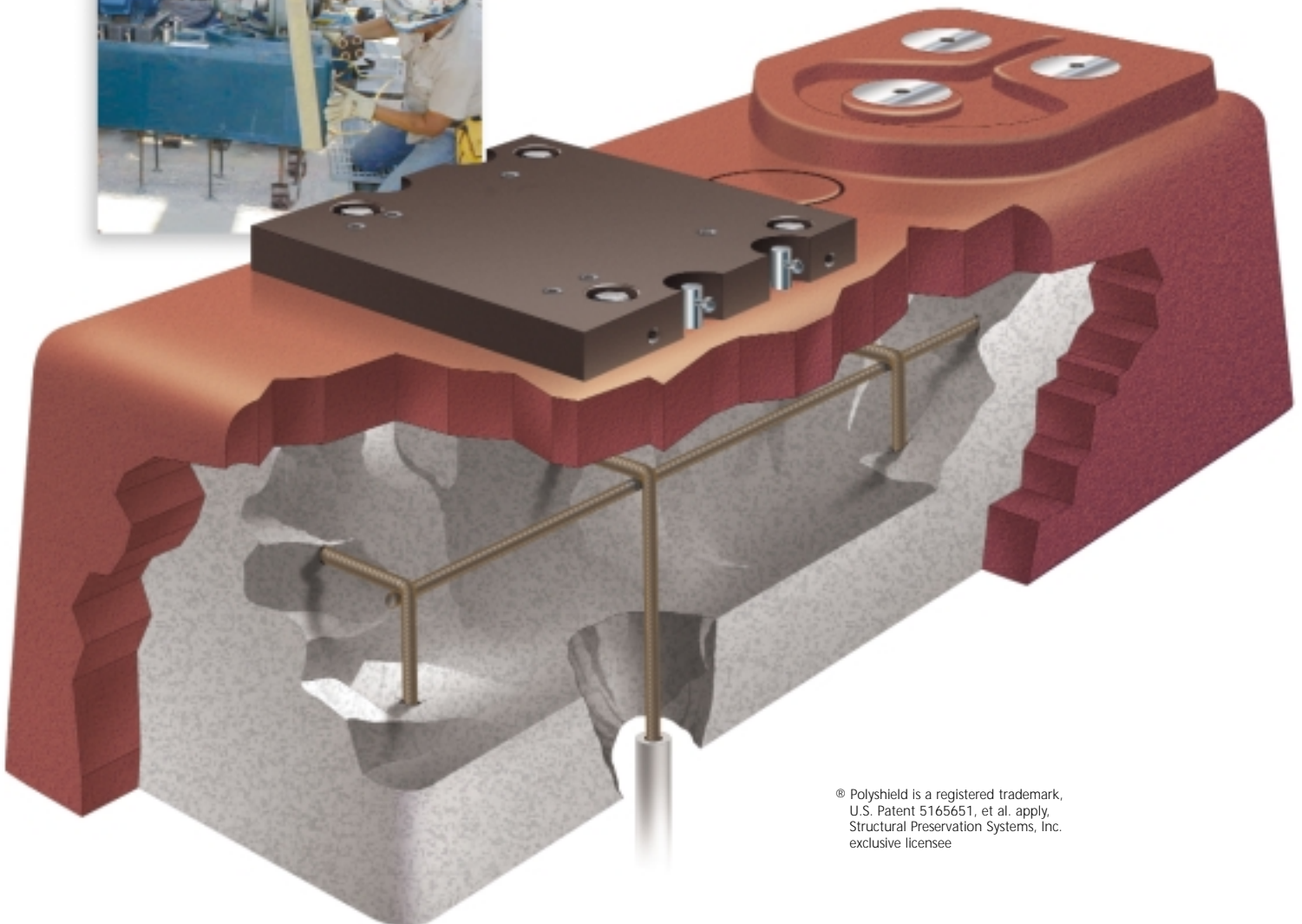
- Reduces total installed cost
- Minimizes field rework to meet specifications

Better performance and reliability

- Improved equipment MTBPM
- Reduced vibration
- Excellent corrosion resistance

Simple design

- One-piece construction
- Flat mounting surfaces
- One-piece motor mounting block



® Polyshield is a registered trademark,
U.S. Patent 5165651, et al. apply,
Structural Preservation Systems, Inc.
exclusive licensee

Polyshield Reduces Total Installed Cost

Polyshield's simple construction and easy installation process drastically reduce total installation costs compared to conventional fabricated steel baseplates.

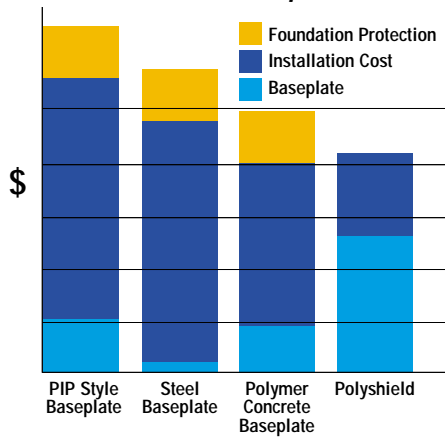
Polyshield replaces

- Foundation concrete, brick linings and coatings
- Anchor bolts
- Separate baseplate
- Grouting system

Typical installation savings

- Total time reduced from 1 to 2 weeks to 1 to 2 days
- 70 to 80 percent reduction of required craft man-hours

Total Installed Cost Comparison



Measurable Savings

- Fewer skilled craftsmen
- One-time concrete fill
- Minimal edge forming
- Fewer alignment issues
- 1 to 2 day installation
- Use of 200 bar (3000 psi) concrete in place of expensive epoxy grouts
- Reduced number of installation steps
- Minimal rework issues
- Avoidance of expensive acid brick foundations
- No sandblasting to assure proper bonding

Field Labor Step Comparison

Event	All Metallic Baseplates		Polyshield Baseplate and Foundation System
	Non-Grouted	Pre-Grouted	
1 Roughen paving	◆	◆	
2 Dowel paving and set rebar	◆	◆	◆
3 Pour pump foundation	◆	◆	
4 Roughen foundation top	◆	◆	
5 Clean/seal anchor bolt sleeves	◆	◆	
6 Inspect/prepare pump base	◆	◆	
7 Set base to centerline	◆	◆	
8 Level base or Polyshield	◆	◆	◆
9 Check alignment	◆	◆	◆
10 Set form base	◆	◆	◆
11 Pour first lift	◆	◆	◆
12 Cleanup	◆	◆	◆
13 Pour second lift	◆		
14 Cleanup	◆		
15 Check for voids	◆		
16 Check levelness	◆	◆	◆
17 Seal Polyshield foundation			◆
18 Remove forms	◆	◆	◆
19 Remove jackbolts	◆	◆	
20 Fix voids in baseplate	◆		
Number of Discrete Steps	19	15	9
Craft Man-Hours Required	103	74	23

Installation Time**

13 Days

7 Days

2 Days

**Exclusive of curing time

Actual results reported by a major chemical company

Installation Steps



Install rebar cage



Lower Polyshield over rebar cage



Install bottom edge forms



Pour regular 200 bar (3000 psi) concrete

Polyshield Improves Equipment Reliability

Life cycle costs for pumps and other equipment decrease significantly due to improved unit performance resulting from Polyshield's:

High vibration dampening characteristics

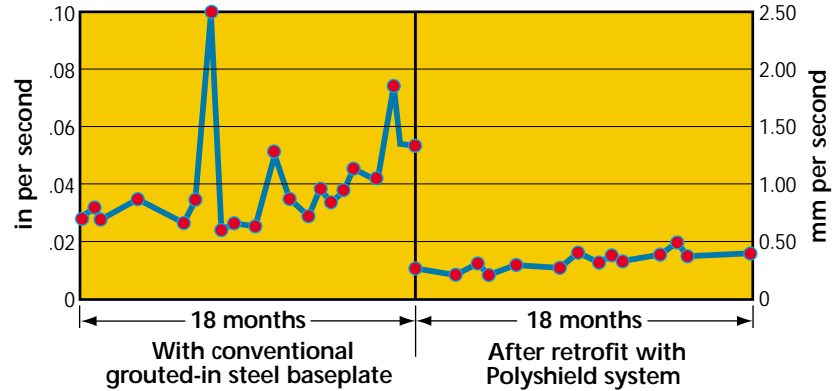
- Longer seal, bearing and coupling life
- Longer MTBPM

Low maintenance requirements

- No paint peeling
- No baseplate or foundation deterioration

Vibration Dampening Record

Pump P-100 Performance






● Actual results reported by a major chemical company

Pre-engineered and Custom Designs

The Polyshield baseplate and foundation system can be applied to a variety of pump and equipment types.

- ANSI, ISO and other foot-mounted pumps to 750 kW (1000 hp)
 - API 610 centerline-mounted pumps
- Between bearing pump designs
- NEMA and IEC motor footprints
- Custom designs for blowers, fans and other rotating equipment



Polyshield Standard Features

- Alloy inserts or optional alloy pads in 316 stainless steel, Alloy 20, Hastelloy C
- 316 stainless steel Polyadjust system for easy alignment
- Heights from 356 mm (14 in)
- Choice of three polymer materials for full range of process fluids and environments
- One-piece removable polymer motor block
- Self-venting design with grout hole and plug
- Integral drip basin
- Standard fill 200 bar (3000 psi) concrete
- CPVC (chlorinated polyvinyl chloride) drain connection



Structural Preservation Systems, Inc.

A Structural Group Company
Houston, Texas

Toll Free: 800-738-7659
www.polyshield.com
www.structural.net